


bilz

STA Synchro Tap Adaptor

Used with ER collet chucks and driven tools
ISO 15488 (DIN6499)

Saves considerable time and optimises tool life.



**HIGHEST PRECISION
AND QUALITY
FROM THE FIRST
THREAD**

DIN Norm



Suitable for internal coolant

Short design
Low interference contour

Modular design - Low investment costs

Bilz quick change system - short setup times

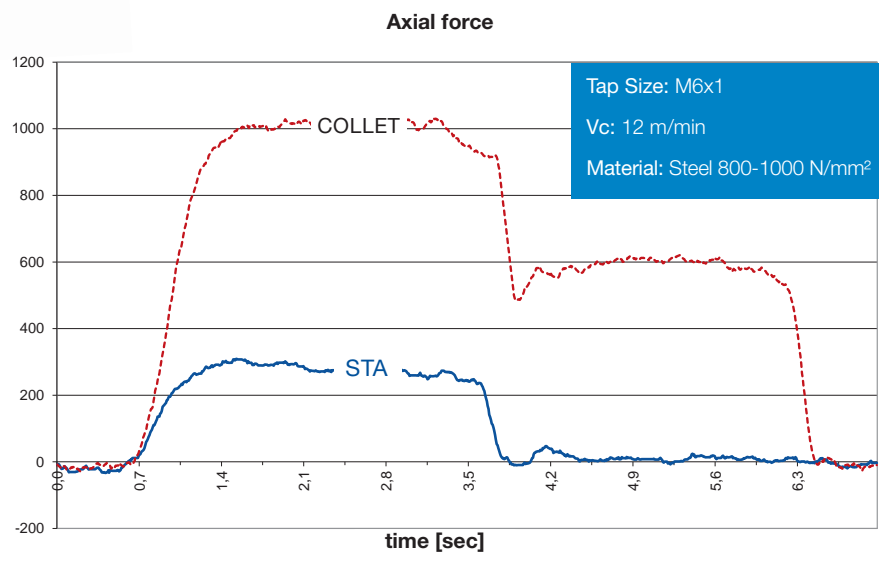
Suitable for left and right-hand threads

Suitable for taps and formers

Market results STA vs. rigid tapping applications

Process optimisation through reduction of axial forces

Objectively measurable
“ better thread quality and higher Life through much reduced axial force “





Advantages

- Compensates for synchronisation errors
- Reduction of axial forces on the thread flanks
- better thread quality
- can be used in tight spaces
- low maintenance

Benefits

- high productivity due to fast tool change times
- significant increase in tool life and process reliability
- reduced risk of tool breakage
- cost savings due to reduced tap inventory
- reduced spindle wear
- increase in process reliability



The new STA Synchronised Tapping Adaptor was designed specifically for ER collet chucks and allows for synchronous thread cutting and forming to be achieved with all suitable machines.

Features:

- for all types of tooling with or without internal coolant
- minimal length compensation with tension and compression
- optimal damping
- compact design
- allows quick tap changes
- patent pending

STA saves considerable time when changing taps. Optimises tap tool life and thus improves productivity and quality. Contact us for more.


STA Synchro Tap Adaptor with quick change



STA Synchro Tapping Adaptor

- For ER collet chucks ISO15488 (DIN6499)
- For synchronised tapping and forming
- Minimal length compensation: + 0,5mm/- 0,2mm
- Coolant pressure (max. 50bar)

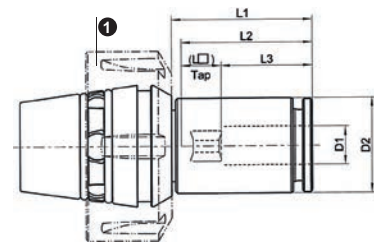
Synchro location STL



Synchro tool head STH



Synchro adaptor STA



Collet chuck	Designation	D1 x □ [mm]	DIN 371	DIN 374/ 376	Designation	Ident Nr.	D2 [mm]	L1 [mm]	L2 [mm]	L3 [mm]	Mt max. Nm *	Mt max. Nm **
ER16	STL2-K1-ER16 5099865	3,5x2,7	M3	M5	STH2-0350X0270-24-K1	5100071	12,7	24	26,3	20,3	40	10
		4,5x3,4	M4	M6	STH2-0450X0340-24-K1	5100078	12,7	24	26,3	20,3		
		6x4,9	M5, M6	M8	STH2-0600X0490-32-K1	5099868	12,7	32	28,3	20,3		
ER20	STL3-K1-ER20 5099856	6x4,9	M5, M6	M8	STH3-0600X0490-35-K1	5113800	15,8	35	31	23	40	18
		7x5,5	M7	M9, M10	STH3-0700X0550-35-K1	5100015	15,8	35	31	23		
		8x6,2	M8	M11	STH3-0800X0620-36-K1	5099858	15,8	36	32	23		
ER25	STL4-K1-ER25 5099833	6x4,9	M5, M6	M8	STH4-0600X0490-27-K1	5139738	19	27	31	23	80	28
		7x5,5	M7	M9, M10	STH4-0700X0550-30-K1	5099927	19	30	33,5	25,5		
		8x6,2	M8	M11	STH4-0800X0620-30-K1	5099948	19	30	34,5	25,5		
		9x7	M9	M12 ②	STH4-0900X0700-40-K1	5099939	19	40	35,5	25,5		
		10x8	M10	-	STH4-1000X0800-41-K1	5099835	19	41	36,5	25,5		
ER32	STL5-K1-ER32 5092917	6x4,9	M5, M6	M8	STH5-0600X0490-8-K1	5139735	25	8	31	23	130	50
		7x5,5	M7	M9, M10	STH5-0700X0550-19-K1	5139731	25	19	33,5	25,5		
		8x6,2	M8	M11	STH5-0800X0620-37-K1	5100155	25	37	41	32		
		9x7	M9	M12	STH5-0900X0700-37-K1	5092928	25	37	42	32		
		10x8	M10	-	STH5-1000X0800-37-K1	5100154	25	37	43	32		
		11x9	-	M14	STH5-1100X0900-37-K1	5100157	25	37	44	32		
		12x9	-	M16 ②	STH5-1200X0900-37-K1	5100156	25	37	44	32		

* Torque for clamping nut

** Transmissible torque

① Only with standard clamping nut. Further clamping nut types on request.

② Thread forming only in soft material